




OIEP

OFFICE OF INSTITUTIONAL EFFECTIVENESS
AND PLANNING



ALUMNI SURVEY REPORT

Fall 2022



OFFICE OF INSTITUTIONAL EFFECTIVENESS AND PLANNING

Highlights of Survey Findings:

- The survey was sent to 263 graduates as of September 2022. A total of 157 (59.7%) graduates have responded to the survey, and 106 (40.3%) have not responded to the survey.
- 77 (49.04%) of the respondents are employed, 73 (46.5%) of them are unemployed, and 7 (4.46%) of the respondents are studying.
- 36 (22.93%) of the respondents graduated from Oil and Gas Management, registering the highest response rate for any program, followed by 19 (12.1%) from Interior Design and 17 (10.83%) from Architectural Engineering.
- 20 (27.4%) of the graduates that neither work nor study graduated in spring 2022. It is also worth mentioning that we received the highest response rate for spring 2022 and that AUK's largest graduating class ever was in spring 2022.
- 15 (22.73%) of the graduates that neither work nor study graduated from Oil and Gas Management, the highest percentage of all degree programs at AUK. It is also worth mentioning that we received the highest response rate for Oil and Gas Management (22.93%) of all programs. A plurality of AUK graduates come from the Oil and Gas Management program, as of September 2022.
- 62 (80.52%) of the employed graduates live in Duhok, followed by 9 (11.69%) in Erbil.
- 52 (71.23%) of the unemployed graduates live in Duhok, followed by 16 (21.92%) in Erbil.

Table of Contents

Methodology.....	4
Response Rate.....	4
Respondents’ Employment and Study Status.....	4
Statistics of the Respondents by Program.....	5
Employment and Study Statistics of the Respondents by Graduation Term	<u>6-7</u>
Statistics on Respondents Who Are Neither Employed nor Studying by Graduation Term.....	7
Respondents’ Employment/Study Statistics by Program	<u>8-9</u>
Statistics on Respondents Who Are neither Employed nor Studying by Program	<u>9-10</u>
Statistics on Respondents Who Are neither Employed nor Studying by Gender	10
Respondents’ Demographics	10
Employed Respondents’ Demographics	10
Unemployed Respondents’ Demographics.....	11

Methodology:

The American University of Kurdistan (AUK) conducted the Alumni Reunion Survey from August 29, 2022, to September 25, 2022. The University's Office of Advancement carried out the survey.

The primary objectives of the survey were to register alumni for the first alumni reunion event and to gather and update data on them, with a focus on their employment status.

Response Rate:

The survey was sent to 263 graduates as of September 2022. A total of 157 (59.7%) graduates responded to the survey, and 106 (40.3%) did not respond to the survey.

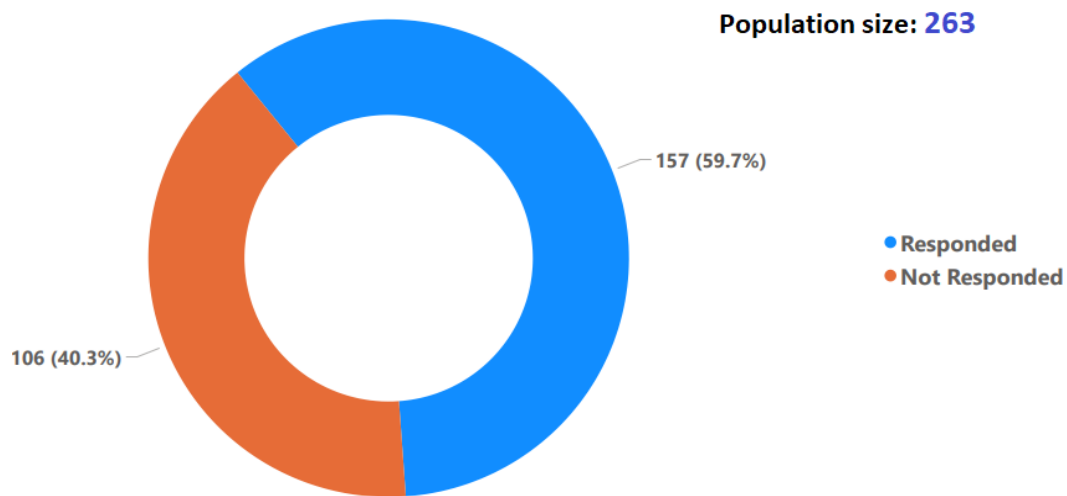


Figure 1: Response Rate

Respondents' Employment and Study Status:

77 (49.04%) of the respondents are employed, 73 (46.5%) of them are unemployed, and 7 (4.46%) of the respondents are studying.

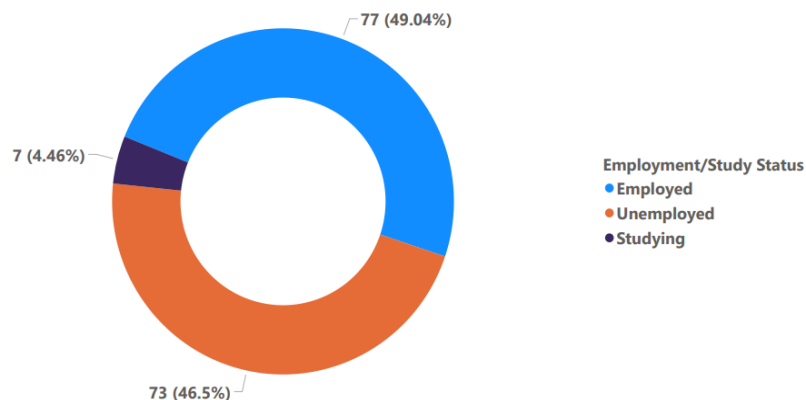


Figure 2: Respondents' Employment/Study Status

Statistics of the Respondents by Program:

36 (22.93%) of the respondents are graduates of Oil and Gas Management, followed by 19 (12.1%) and 17 (10.83%) in Interior Design and Architectural Engineering, respectively. Consult Figure 3 (below) for information on other programs.

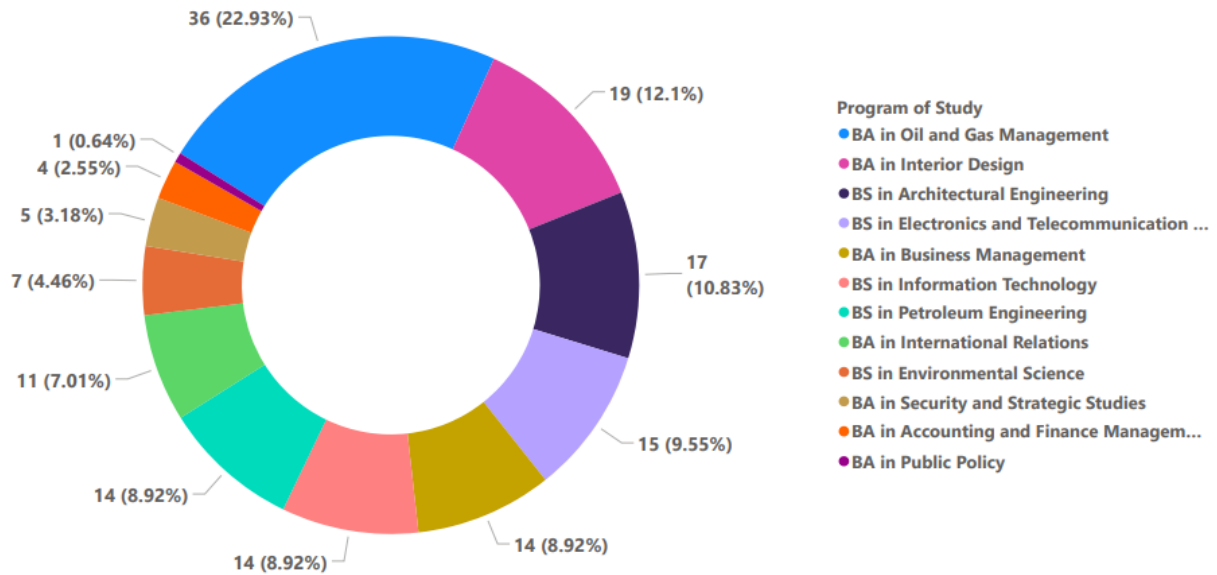


Figure 3: Statistics of the Respondents by Program

Employment and Study Statistics of the Respondents by Graduation Term:

Table 1 shows the statistics of the respondents by graduation year. 33 (21%) of the respondents are from spring 2022, followed by 23 (15%) from summer 2022, and 21 (13%) from fall 2021. Moreover, the table shows the number of employed, unemployed, and studying respondents for each term of graduation.

Table 1: Employment and Study Statistics of the Respondents by Graduation Term, Discrete

Graduation Term	Employed	Unemployed	Studying	Total
Spring 2022	13	20	0	33
Summer 2022	4	18	1	23
Fall 2021	7	13	1	21
Fall 2020	10	7	3	20
Summer 2021	11	4	2	17
Spring 2021	9	7	0	16
Summer 2020	6	2	0	8
Spring 2020	5	1	0	6
Spring 2019	5	0	0	5
Fall 2019	3	1	0	4
Summer 2019	4	0	0	4
Total	77	73	7	157

Figure 4 shows the employment status of each respondent (employed, unemployed, or studying) by graduation term. 13 (39.39%) of the respondents from spring 2022 are employed, 20 (60.61%) are unemployed, and no one among the respondents has undertaken further studies. For summer 2021, 11 (64.71%) are employed, 4 (23.53%) are unemployed, and 2 (11.76%) are engaged in further studies. For fall 2020, 10 (50.00%) are employed, 7 (35.00%) are unemployed, and 3 (15.00%) are continuing their education. Please see the figure for information on additional terms of graduation.

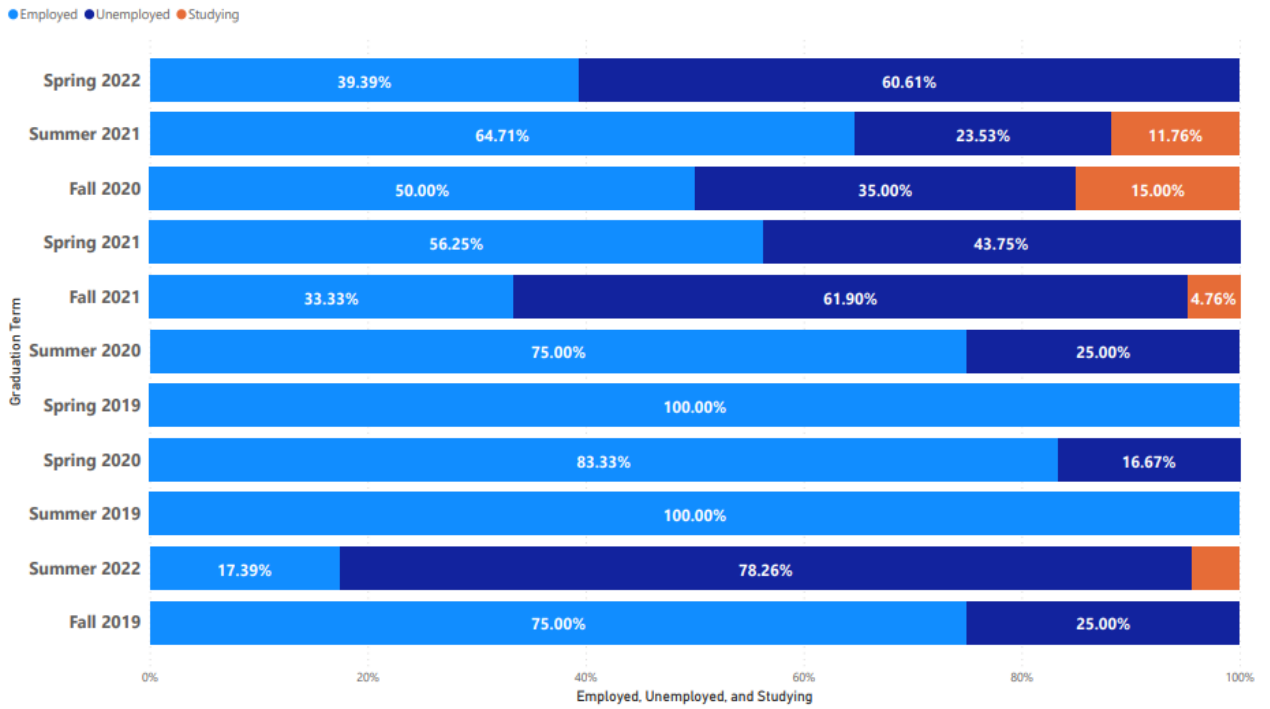


Figure 4: Employment and Study Statistics of the Respondents by Graduation Term, Percentage

Statistics on Respondents Who Are Neither Employed nor Studying by Graduation Term:

20 (27.4%) of the unemployed graduates are people who graduated in spring 2022, which is the highest percentage for any graduation term. The figures for unemployment for all other terms are visible in Figure 5 below.

Unemployed by Graduation Term

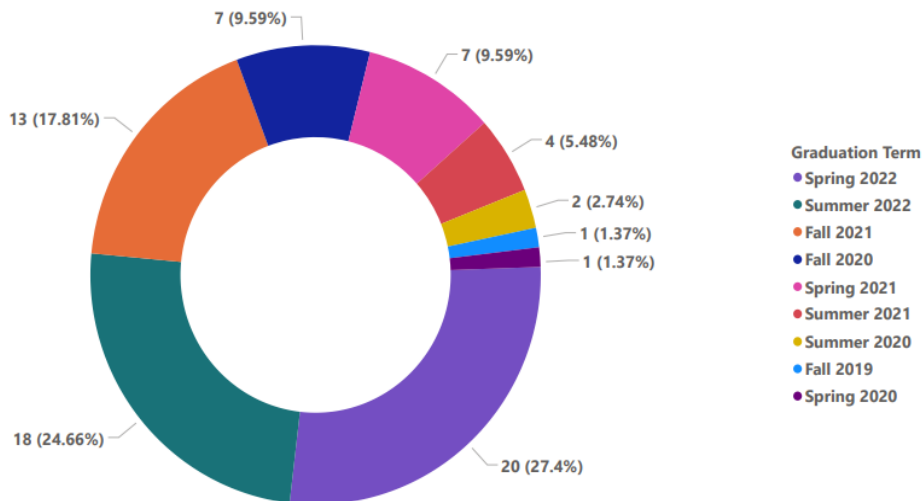


Figure 5: Statistics on Respondents Who Are neither Employed nor Studying by Graduation Term

Respondents' Employment/Study Statistics by Program:

36 (22.93%) of the respondents are graduates of the Oil and Gas Management program, the highest response rate for any program, followed by 19 (12.1%) from Interior Design, then 17 (10.83%) from Architectural Engineering. Figure 6 shows the percentages of employed, unemployed, and studying per program; 19 (52.78%) of the graduates from the Oil and Gas Management are employed, 16 (44.44%) are unemployed, and 1 (2.78%) are studying. This was followed by Interior Design, with 12 (63.16%) employed, 7 (36.84%) unemployed, and 0% studying.

Table 2: Respondents' Employment/Study Statistics by Program, Discrete

Program	Employed	Unemployed	Studying	Total
BA in Oil and Gas Management	19	16	1	36
BA in Interior Design	12	7	0	19
BS in Architectural Engineering	6	11	0	17
BS in Electronics and Telecommunication Engineering	8	6	1	15
BA in Business Management	10	4	0	14
BS in Information Technology	4	9	1	14
BS in Petroleum Engineering	4	8	2	14
BA in International Relations	6	4	1	11
BS in Environmental Science	3	4	0	7
BA in Security and Strategic Studies	3	1	1	5
BA in Accounting and Finance Management	2	2	0	4
BA in Public Policy	0	1	0	1
Total	77	73	7	157

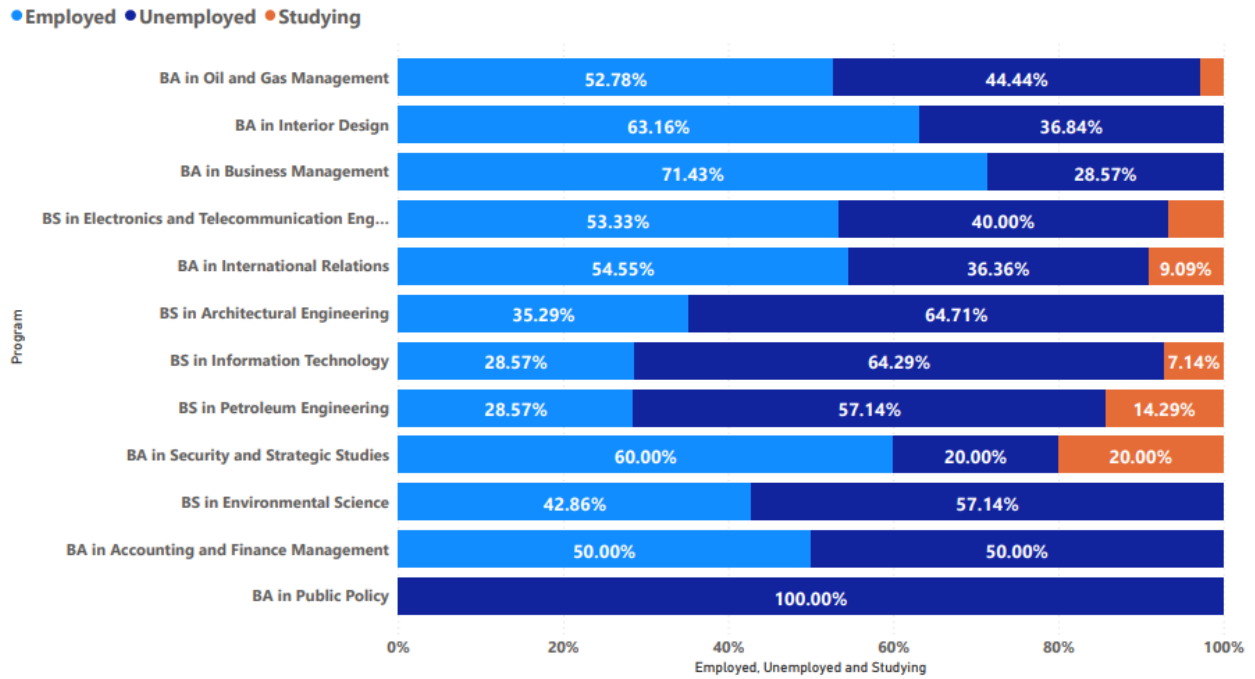


Figure 6: Respondents' Employment/Study Statistics by Program, Percentage

Statistics on Respondents Who Are neither Employed nor Studying by Program:

15 (22.73%) of the graduates that neither worked nor studied have graduated from Oil and Gas Management, the highest percentage of unemployed graduates compared to other programs. At the same time, 19 (25%) Oil and Gas Management graduates are employed, the highest percentage of employment per any program of study. It is also worth mentioning that we received the highest response rate for Oil and Gas Management which is 36 (22.93%) of all responses.

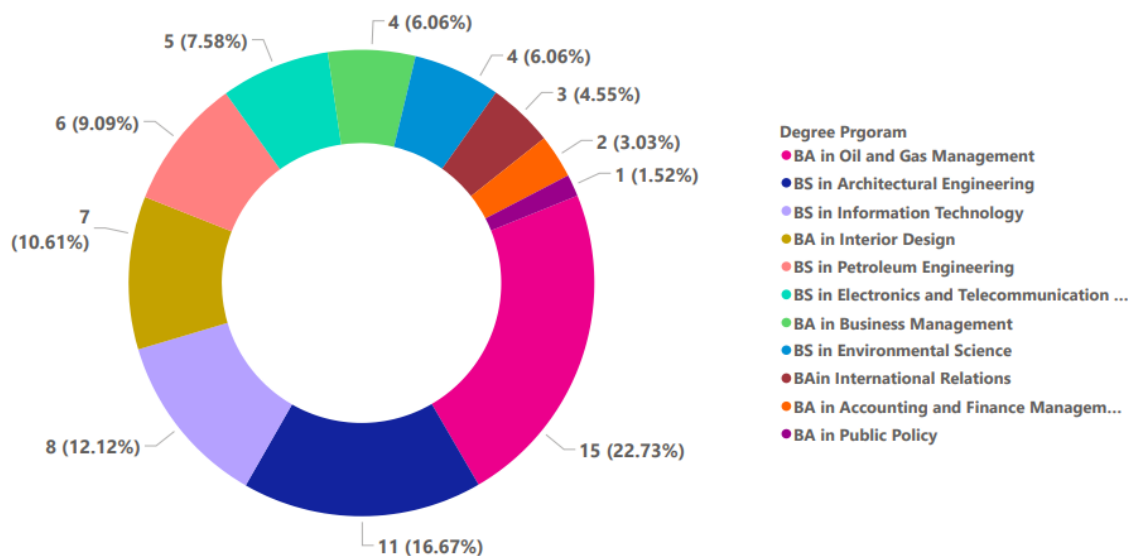


Figure 7: Statistics on Respondents Who Are neither Employed nor Studying by Program

Statistics on Respondents Who Are neither Employed nor Studying by Gender:

Of the 73 unemployed respondents, 39 (53.42%) were female, while 34 (46.58%) were male, as Figure 8 below illustrates. There is no large difference in unemployment by gender, then.

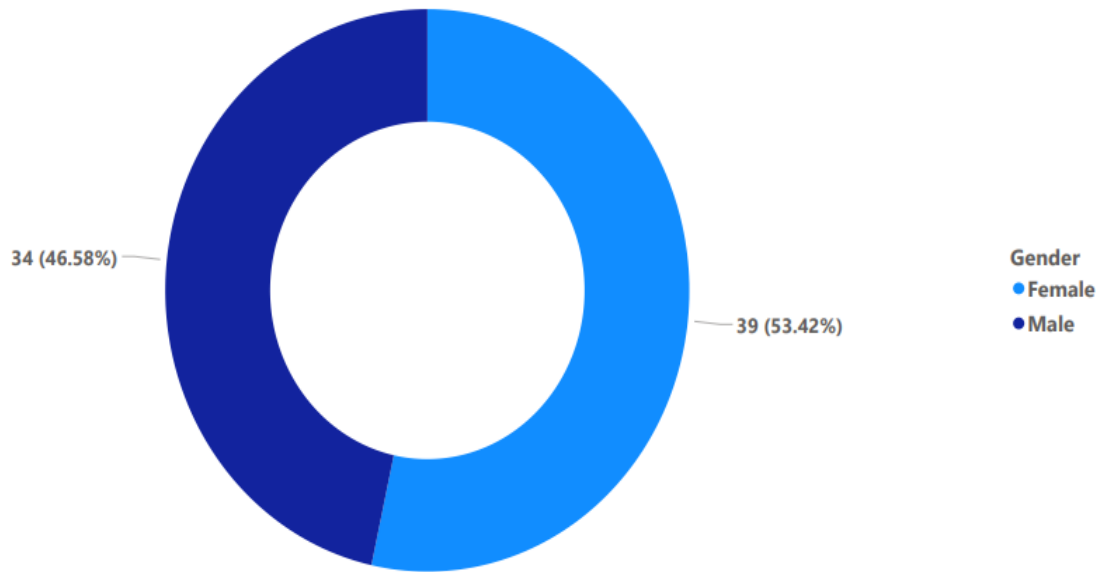


Figure 8: Unemployed Respondents by Gender

Respondents' Demographics:

114 (72.61%) of the respondents are currently living in Duhok; 20 (12.74%), and 11 (7%) are presently living in Zakho and Erbil, respectively.

Employed Respondents' Demographics:

62 (80.52%) of the employed graduates live in Duhok, followed by 9 (11.69%) in Erbil. Other places of residence are included in Figure 9 below.

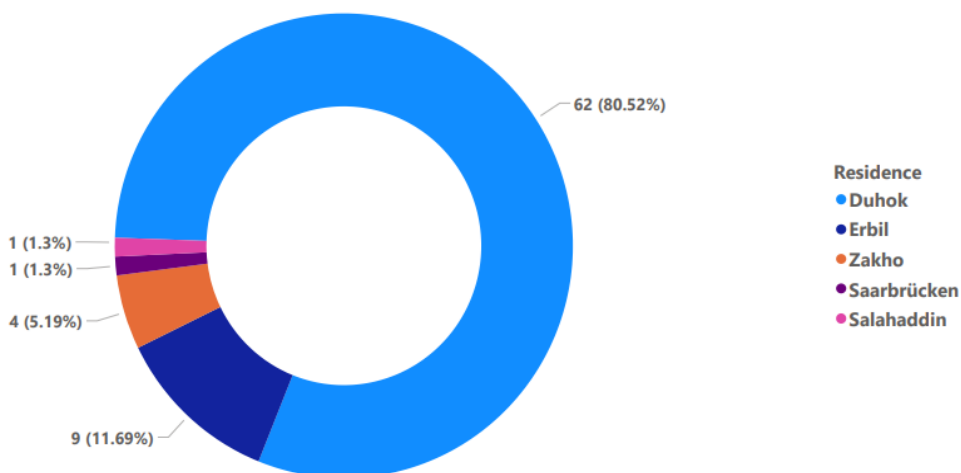


Figure 9: Employed Respondents' Demographics

Unemployed Respondents' Demographics:

52 (71.23%) of the unemployed graduates live in Duhok, followed by 16 (21.92%) in Erbil. Other places of residence are included in Figure 10 below.

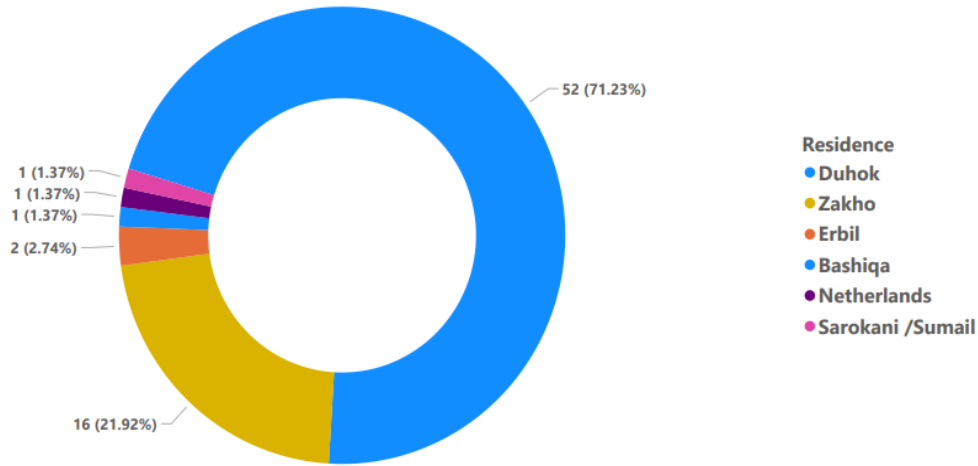


Figure 10: Unemployed Respondents' Demographics